





Sr. No.	Name of the staff & Designation	Qualifications*				Experience
		B.P.Ed. (with % )	M.P.Ed. (with %)	Photograph	NET/SLET/ Ph.D. (Subject with % )	
1	Dr. Balwant Gopal Singh	73.63	68.90		Ph.D.-2006	11 yrs
2	Dr. Seema Sabnis Shrikant	70.00	65.90		Ph.D.-2014	13 yrs
3	Dr. Hemant Verma	75.81	65.80		Ph.D.-2009	11 yrs
4	Satendra Kumar	86.41	62.66		--	--
5	Saurabh Kumar	87.41	67.81		--	--
6	Mohini Gautam	68.68	63.68		--	--

7	Gagan Madan	73.31	66.36		--	--
8	Yatendra Kumar	73.45	72.27		--	--
9	Vishnu Dayal	81.27	73.54		--	--
10	Harsh Goel	81.27	73.54		--	--
11	Ghan Shyam Singh	88.25	72.22		--	--
12	Amit Sharma	86.66	70.37		--	--
13	Surabhi Yadav	64.56	61.92		--	--

14	Trilok Singh	66.50	62.50		--	--
15	Neelaksh Sharma	56.27	65.29		--	--
16	Navneet Kumar (Yogacharya)	59.73	64.43		--	--
17	Shraddha Singh	71.40	71.38		--	--